

US-7 α 

Fetus Ultrasound Examination Phantom "SPACE FAN-ST"

Staple phantom for hands-on practice in second trimester screening

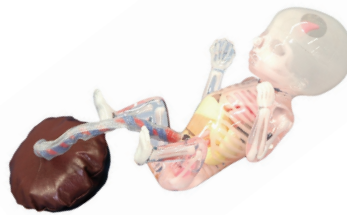
Includes a 23-week fetus with detailed anatomy which covers landmarks for assessment of gestational age in second trimester

Product Supervision

Kiyoko Kabeyama RN, RM, PhD
Professor Midwifery & Women's Health, School of Human Health Science, Graduate School of Medicine, Kyoto University

Haruto Egawa, PhD

National Hospital Organization Kyoto Medical Center
Department of Obstetrics, Head Physician or Medical Director



Fetus Demonstration Model

Life-size fetus model for demonstration and visual understanding.



Photos courtesy of Adventist University of Health Sciences

Heart with four chambers



UV



FEATURES

- 1 | The oval-shaped phantom abdomen can be set into four different positions.
- 2 | The fetus includes full skeletal structures and key organs.
- 3 | Includes an educational DVD and a fetus demonstration model for comprehensive learning.
- 4 | Includes a 23-week fetus.

SKILLS

- | Fetal size assessment: BPD, AD, AC and FL
- | Measurement of amniotic fluid volume
- | Determination of fetus presentation (cephalic or breech)
- | Assessment of each body part
 - Head: skull and brain
 - Spine and limbs
 - Cardiac chambers, blood vessels and lungs
- | Assessment of umbilical cord and placenta position
- | Determination of sex (This phantom represents a male fetus.)

ANATOMY

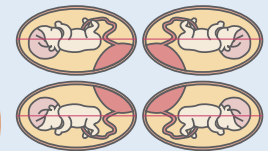
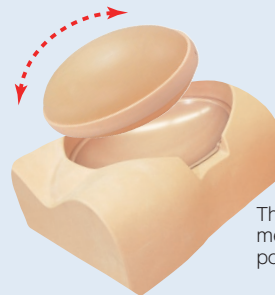
Uterus

- | amniotic fluid
- | placenta
- | umbilical cord

Fetus

- | skeletal structure
- | brain with septum lucidum
- | lateral ventricles and cerebellum
- | heart with four chambers
- | lungs
- | spleen
- | bladder

- | stomach
- | liver
- | kidneys
- | aorta
- | umbilical vein
- | umbilical artery
- | external genitalia



The oval-shaped phantom abdomen can be set in four different positions.

DESCRIPTIONS

SPECIFICATIONS

Torso size: W40 x D31 x H22 cm
W15.7 x D12.2 x H8.7 inch

Weight: 7.3kg / 13 lbs

Phantom size: W30 x D21 x H15 cm
W11.8 x D8.3 x H5.9 inch

MATERIALS

Soft resin, Polyurethane elastomer
Latex free

SET INCLUDES

- 1 mother body torso
- 1 ultrasound pregnant uterus phantom
- 1 fetus demonstration model
- 1 storage case
- 1 tutorial manual (DVD)
- 1 talcum powder

* Ultrasound scanner is not included.