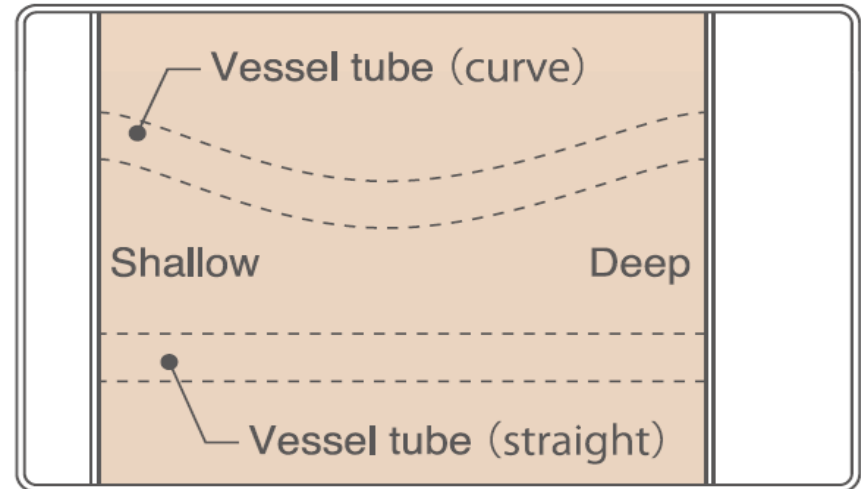


11347-210 Introductory Ultrasound Training Block “REAL VESSEL”



11347-210 “REAL VESSEL” - Features

→ 2 simulated vessel lines:
straight and curved



→ Sloped lines simulating vessels of different depth

→ Vessel walls yield under pressure of a needle tip



11347-210 “REAL VESSEL” - Skills

- Visualization and localization of the vessels
- Hand-eye coordination
- Probe manipulation
- Basics of ultrasound-guided venous access



11347-210 "REAL VESSEL" - Images

Vessel Tube (straight)



deep




middle



shallow

11347-210 "REAL VESSEL" - Images

Vessel Tube (curved)



deep

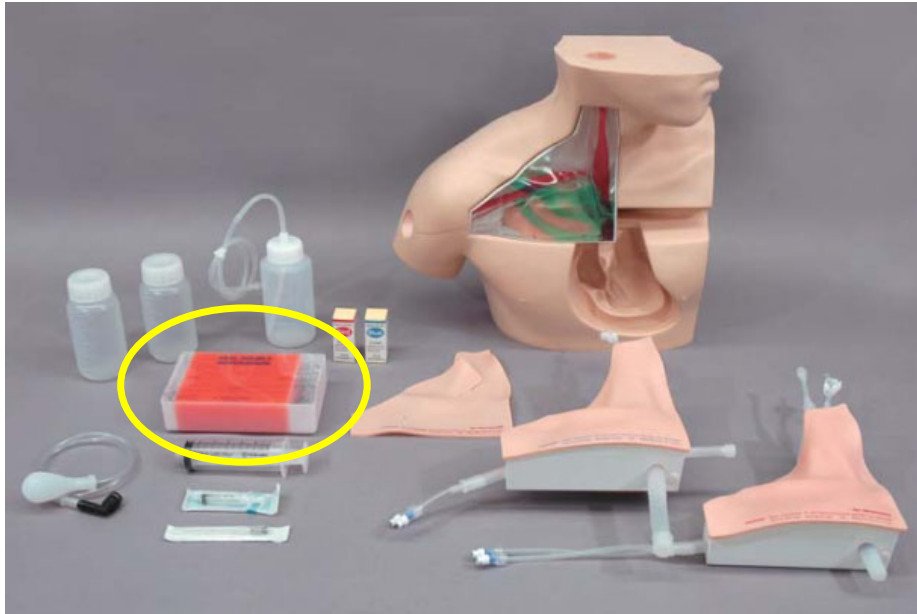


middle



shallow

11347-210 “REAL VESSEL” – Order Conditions



→ Part of M93UB Set (11347-399)

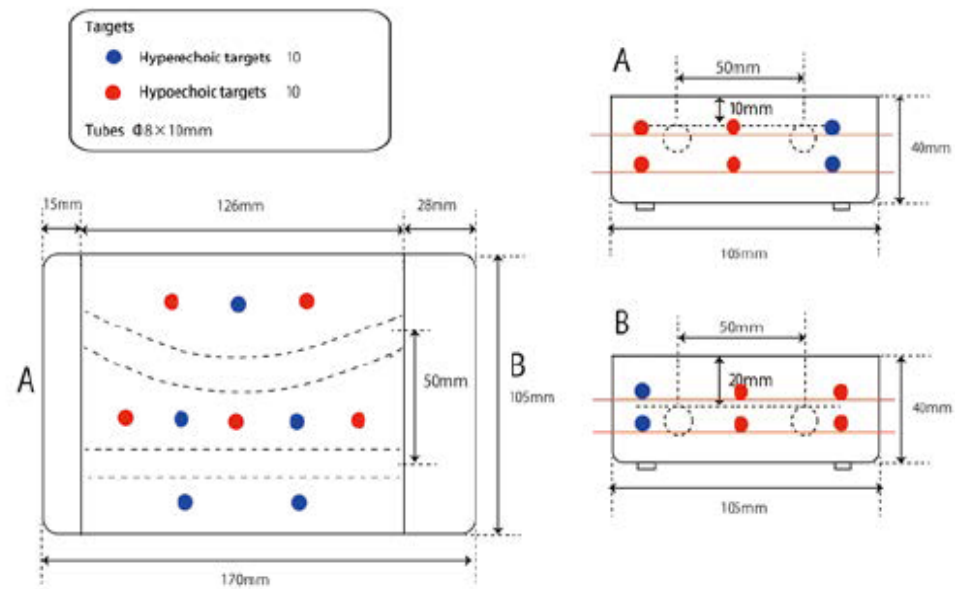
→ Part of M93C Set (11347-400)

→ Individual Order (11347-210)

Custom Order "REAL VESSEL" with Targets



Dimension of Custom order Ultrasound Training Block (11347-210)



Custom Order “REAL VESSEL” with Targets

→ US-guided Vascular Access

→ Target Differentiation

→ Biopsy Training

